

## Example Only

# Yield Prophet - Irrigation Comparison Report

Report name: [ ] Irrigation comparison report

Report date: 12/10/2006

Last climate date available: 11/10/2006

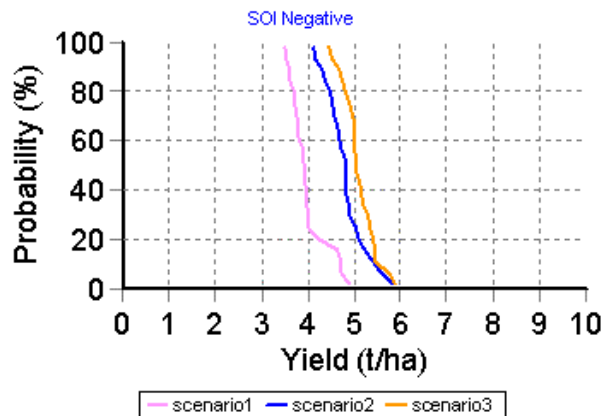
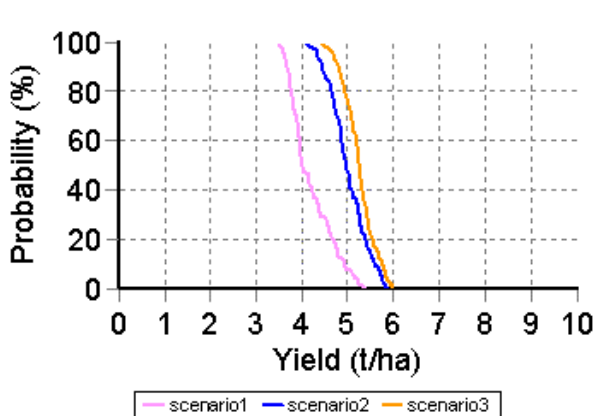
Client name:

Paddock name: New Pivot

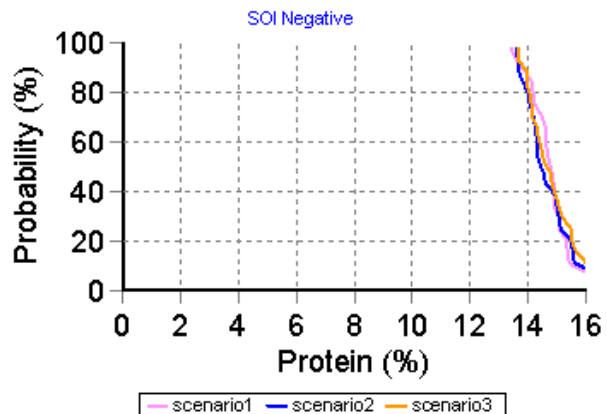
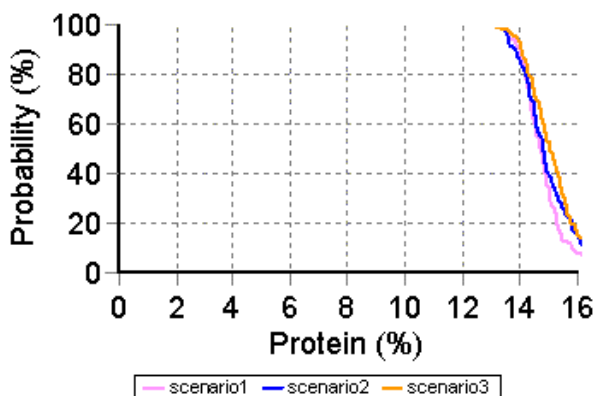
Date sown: 5/05/2006

Variety sown: Chara

## 1. Yield Outcome for Irrigation Scenarios



## 2. Protein Outcome for Irrigation Scenarios



Scenario1:  
Fert:05-May: 14 (kg/ha)  
Fert:14-Aug: 25 (kg/ha)  
Irr:14-Aug: 36 (mm) (70%)  
Irr:24-Aug: 20 (mm) (75%)  
Irr:05-Sep: 24 (mm) (75%)  
Irr:21-Sep: 24 (mm) (70%)  
Irr:27-Sep: 24 (mm) (70%)  
Irr:05-Oct: 25 (mm) (70%)

Scenario2:  
Fert:05-May: 14 (kg/ha)  
Fert:14-Aug: 25 (kg/ha)  
Irr:14-Aug: 36 (mm) (70%)  
Irr:24-Aug: 20 (mm) (75%)  
Irr:05-Sep: 24 (mm) (75%)  
Irr:21-Sep: 24 (mm) (70%)  
Irr:27-Sep: 24 (mm) (70%)  
Irr:05-Oct: 25 (mm) (70%)  
Irr:12-Oct: 24 (mm) (70%)  
Irr:21-Oct: 24 (mm) (70%)

Scenario3:  
Fert:05-May: 14 (kg/ha)  
Fert:14-Aug: 25 (kg/ha)  
Irr:14-Aug: 36 (mm) (70%)  
Irr:24-Aug: 20 (mm) (75%)  
Irr:05-Sep: 24 (mm) (75%)  
Irr:21-Sep: 24 (mm) (70%)  
Irr:27-Sep: 24 (mm) (70%)  
Irr:05-Oct: 25 (mm) (70%)  
Irr:12-Oct: 30 (mm) (70%)  
Irr:21-Oct: 40 (mm) (70%)

Disclaimer: Yield Prophet information is used entirely at your own risk. You accept all risks and responsibility for losses, damages, costs and other consequences of using Yield Prophet information and reports. To the maximum extent permitted by law, Agricultural Production Systems Research Unit and Birchip Cropping Group excludes all responsibility and liability to any person arising directly or indirectly from using the information generated by Yield Prophet."